

SWIT®

S-8U63 Rechargeable Li-ion Battery Pack

USER MANUAL

SWIT Electronics Co., Ltd.

Tel: +86-25-85805753
Fax: +86-25-85805296
<http://www.swit.cc>
E-mail: contact@swit.cc

Characteristics

1. The battery pack is compatible with SONY PMW-EX1/3, F3, and PMW-100/200 series cameras;
2. Display remaining power info in camera viewfinder;
3. 4-step LED power indicators;
4. D-tap DC output socket;
5. 5V/1A USB DC output socket for cell phone charging;
6. Build-in multiple protective circuit design.

Caution

1. The battery pack is not fully charged when it is purchased. Charge the battery before use.
2. Use SWIT charger or the chargers recommended by SWIT.
3. Never attempt to open the battery pack.
4. Keep the battery pack terminals clean.
5. Never short-circuit the battery pack terminals.
6. Never expose the battery pack to rain, fire or moisture.
7. Never expose the battery pack to temperature above 60°C.
8. Avoid strong mechanical shock.
9. The battery pack may become warm in use or while being charged. This is normal.
10. Fully charged battery pack will discharge naturally and please use it as soon as it gets charged.
11. At low temperature, the running time of battery pack usually decreases.
12. The internal impedance of battery pack will be greater at low temperature, which may cause the automatically circuit cutting.

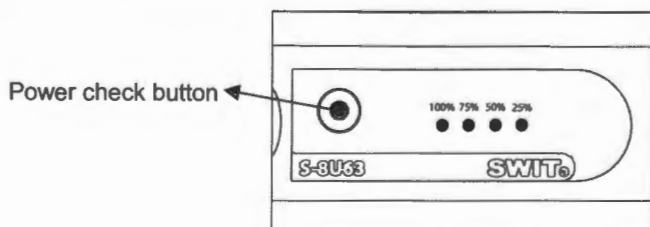
Charging

The battery pack can be charged by SWIT S-3602U or SONY BC-U1 charger via bottom terminals, or charged by SWIT portable charger S-3010B via D-tap DC socket.

The battery pack should be charged within a temperature range of 0-40°C

LED indicator

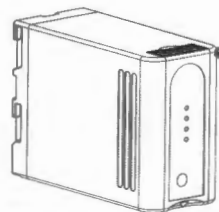
1. The four-step LEDs indicate the remaining capacity when press the power check button.
2. The indicator may not be accurate when the battery is powering on the camera.
3. When only one LED indicates, please charge the battery as soon as possible.



D-tap DC socket

The D-tap DC socket can be used as 14.4V DC output or SWIT S-3010B charging input.

1. Open the rubber cover and plug in D-tap lead to DC output or charge.
2. Close the rubber cover when disconnected, to keep the socket away from dust.

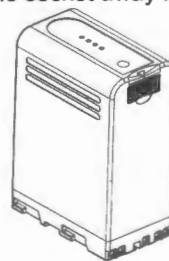


14.4V D-tap DC output
Or S-3010B charging input

USB power output

The battery offers a 5V/1A USB power output socket, for charging cell phones.

1. Open the rubber cover and plug in USB lead;
2. Connect with the device to be charged;
3. Press the power check button to switch on the USB charging
4. When USB charging finished, close the rubber cover to keep the socket away from dust.



USB output socket

Remark: Most cell phones, mp3 players of 5V/1A charging are supported, anyway, some of the PAD devices of 5V/2A can not be charged. During charging, it won't stop if the power check button is pressed again.

Storage

Please keep in cool, dry and clean place.

Specifications

Model	S-8U63	
Nominal voltage	14.4V	
Capacity	63Wh, 4400mAh	
MAX output	Pins	50W, 3.5A
	D-TAP Socket	30W, 2A
	USB socket	5W (5V / 1A)
	Total	50W, 3.5A
Applicable camera	SONY PMW-EX1/3/F3 PMW100 /200	
Dimension	42x70x96mm	
Mass	403g	

SWIT®

S-8U63 锂离子电池

产品使用说明

南京视威电子科技股份有限公司

电话: +86-25-85805295
传真: +86-25-85805296
http://www.swit.cc
E-mail: xsb@swit.cc

产品说明

1. 四段电量显示
2. 多重保护电路设计
3. D-TAP 输出接口和 USB 输出接口
4. 可在摄像机上显示当前的电池电量情况和剩余使用时间

注意事项

1. 使用前务必将电池充满电。
2. 充满电的电池仍会自然放电和消耗, 请在充完电后尽早使用。
3. 切勿让电池组的电极之间发生短路。
4. 保持电池电极清洁。
5. 电池组在充电和使用时会变热, 这是正常现象。
6. 请勿让电池接触到雨水或潮湿。
7. 切勿让电池接触到 60°C 以上的高温。
8. 在低温情况下, 电池组的使用时间会缩短。

谨记下列注意事项, 以免发生爆炸、燃烧等危险!

- 使用 SWIT 专用充电器 ● 切勿试图拆开电池组
- 远离火源或酷热场所 ● 防止剧烈冲击

电量显示

1. 轻按电量显示按键, 四段 LED 显示电池剩余电量。
2. 电池低电量时, 25% 的 LED 灯闪烁, 请尽快充电。



图 1

电池充电

1. 适于充电的温度在 0°C~40°C。
2. 使用 SWIT S-3602U 充电器或 SONY BC-U1 充电器通过电极接口充电, 或使用 SWIT S-3010B 充电器通过 D-TAP 接口 (图 2) 充电。

电池使用

1. 将电池按照图 2 箭头所示方向插入摄像机电池插槽并锁住。
2. 掀开 D-TAP 接口处橡胶盖, 插入新闻灯电源插头。
3. 轻按电量显示按键, USB 接口 (图 1) 开始输出电压为便携式设备 (如手机、MP3 等) 充电;

注: 充电过程中, 按下电量显示按键, USB 接口不会停止充电。当设备充满电后, 或者充电时取下设备, 或者电池低电量时, USB 接口会自动关闭。

4. 使用后请及时盖上橡胶盖, 以免进入灰尘。

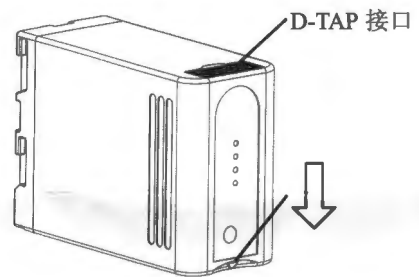


图 2

技术指标

型号	S-8U63	
电压	14.4V	
容量	63Wh, 4400mAh	
最大输出	电极口	50W, 3.5A
	D-TAP 接口	30W, 2A
	USB 接口	5W (5V / 1A)
	总输出	50W, 3.5A
相兼容的摄像机	SONY PMW-EX1/EX1R/F3 SONY PMW-EX3/EX280	
尺寸	42x70x96mm	
净重	403g	

存放说明

请在凉爽、干燥处保存。